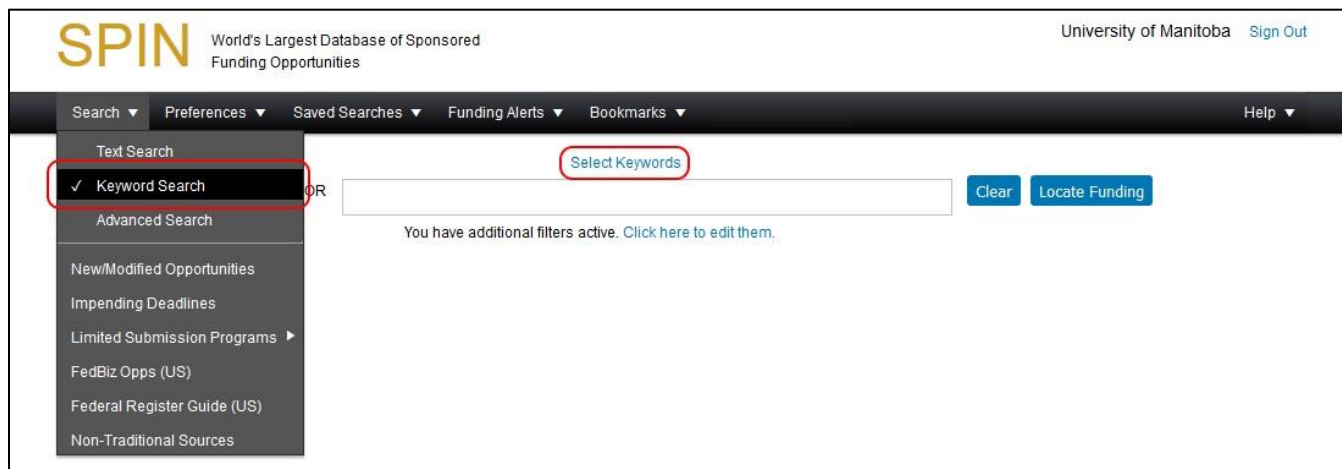


SPIN Funding Opportunities: Full Search

How to Search for Funding Opportunities by Keyword

Step 1 - Login to the SPIN search at: <https://spin.infoedglobal.com>

Step 2 - Under the 'Search' tab, click 'Keyword Search', then click 'Select Keywords' (opens a new window).



SPIN World's Largest Database of Sponsored Funding Opportunities

University of Manitoba Sign Out

Search Preferences Saved Searches Funding Alerts Bookmarks Help

Text Search
✓ Keyword Search
Advanced Search

New/Modified Opportunities
Impending Deadlines
Limited Submission Programs
FedBiz Opps (US)
Federal Register Guide (US)
Non-Traditional Sources

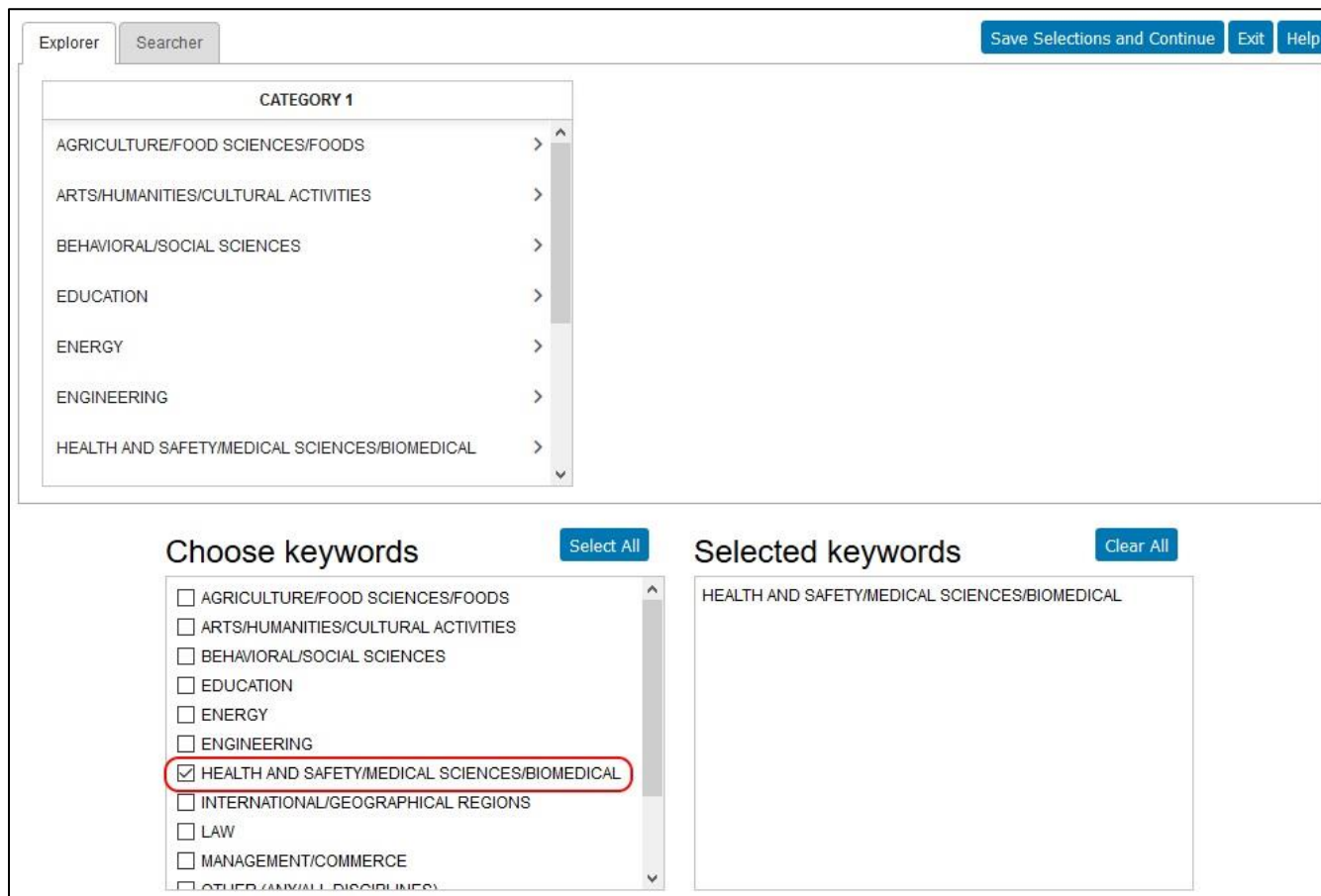
Select Keywords

OR

Clear Locate Funding

You have additional filters active. [Click here to edit them.](#)

Step 3 - To search for an overall discipline of research, select the checkboxes under 'Choose keywords'.



Explorer Searcher Save Selections and Continue Exit Help

CATEGORY 1

AGRICULTURE/FOOD SCIENCES/FOODS >

ARTS/HUMANITIES/CULTURAL ACTIVITIES >

BEHAVIORAL/SOCIAL SCIENCES >

EDUCATION >

ENERGY >

ENGINEERING >

HEALTH AND SAFETY/MEDICAL SCIENCES/BIOMEDICAL >

Choose keywords Select All

☐ AGRICULTURE/FOOD SCIENCES/FOODS

☐ ARTS/HUMANITIES/CULTURAL ACTIVITIES

☐ BEHAVIORAL/SOCIAL SCIENCES

☐ EDUCATION

☐ ENERGY

☐ ENGINEERING

☒ HEALTH AND SAFETY/MEDICAL SCIENCES/BIOMEDICAL

☐ INTERNATIONAL/GEOGRAPHICAL REGIONS

☐ LAW

☐ MANAGEMENT/COMMERCE

☐ OTHER (ANY/all DISCIPLINES)

Selected keywords Clear All

HEALTH AND SAFETY/MEDICAL SCIENCES/BIOMEDICAL

Step 4 - To add specific keywords, click on the **'Category 1'** and **'Category 2'** options, then select the checkboxes under **'Choose keywords'**. Once you have chosen your keywords, click **'Save Selections and Continue'**.

Explorer Searcher Save Selections and Continue Exit Help

CATEGORY 1	CATEGORY 2	CATEGORY 3
ENGINEERING	Anatomical Systems/Sites	Bioelectric Phenomena
HEALTH AND SAFETY/MEDICAL SCIENCES/BIOENGINEERING	Biomedical Engineering	Clinical Engineering
INTERNATIONAL/GEOGRAPHICAL REGIONS	Disciplines/Fields, Health & Safety/Med/Biomedical	Cybernetics
LAW	Disease Entities/Medical Problems, Behavior	Echocardiography
MANAGEMENT/COMMERCE	Education/Instruction (Health/Safety/Medical)	Magnetic Resonance Imaging (MRI)
OTHER (ANY/ALL DISCIPLINES)	Environment (Health/Safety/Medical)	Medical/Diagnostic Imaging
SCIENCE & TECHNOLOGY/MATHEMATICS/COMPUTER	Health Care	Neuroimaging

Choose keywords Select All **Selected keywords** Clear All

☐ Bioelectric Phenomena
☐ Clinical Engineering
☒ Cybernetics
☐ Echocardiography
☐ Magnetic Resonance Imaging (MRI)
☐ Medical/Diagnostic Imaging
☐ Neuroimaging
☐ Physiological Controls and Systems
☐ Ultrasound

HEALTH AND SAFETY/MEDICAL SCIENCES/BIOENGINEERING
Cybernetics

Tips:

- You can use the **'Searcher'** tab at the top to search for a particular keyword.
- To get back to showing only the list of overall disciplines (as in Step 3), click on the column header **'Category 1'**.

Step 5 - The keywords you have chosen will now be on the main search page. Click **'Locate Funding'** to run the search.

Select Keywords

☐ AND ☒ OR Help

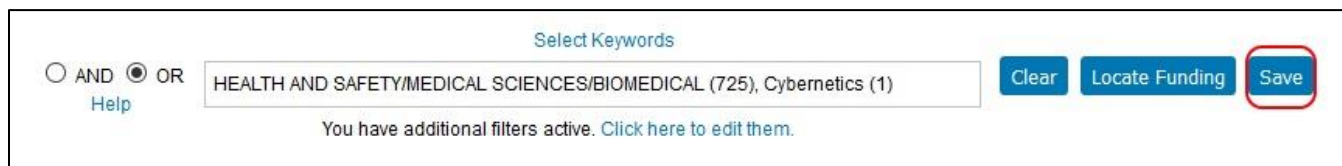
HEALTH AND SAFETY/MEDICAL SCIENCES/BIOENGINEERING (725), Cybernetics (1)

You have additional filters active. [Click here to edit them.](#)

Clear Locate Funding Save

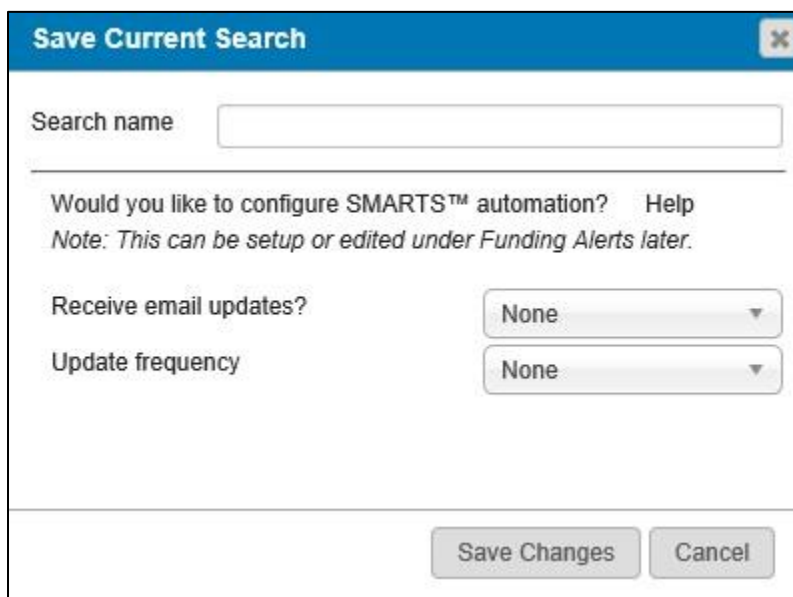
How to Receive Email Alerts for New Funding Opportunities

Step 6 - After running a search, click **'Save'**.



The screenshot shows a search results bar. On the left, there are radio buttons for 'AND' and 'OR', with 'OR' selected. Below the 'OR' button is a 'Help' link. In the center, there is a text input field containing the search terms 'HEALTH AND SAFETY/MEDICAL SCIENCES/BIOMEDICAL (725), Cybernetics (1)'. Above this field is a 'Select Keywords' link. Below the field is a message: 'You have additional filters active. [Click here to edit them.](#)'. On the right side of the bar are three buttons: 'Clear', 'Locate Funding', and 'Save'. The 'Save' button is highlighted with a red circle.

Step 7 - Enter a name for your search. Set whether you would like the emails to be in HTML or plain text format, and whether the emails should be sent once each day or once a week. After you click **'Save Changes'**, you will be set to receive automated emails from **SMARTS**.



The screenshot shows a dialog box titled 'Save Current Search'. It has a close button (X) in the top right corner. Inside the dialog, there is a 'Search name' text input field. Below this, there is a section titled 'Would you like to configure SMARTS™ automation? Help'. A note below this title says: 'Note: This can be setup or edited under Funding Alerts later.' There are two dropdown menus: 'Receive email updates?' and 'Update frequency', both currently set to 'None'. At the bottom of the dialog are two buttons: 'Save Changes' and 'Cancel'.

How to Change Search Filters

By default, all searches and email alerts are filtered to show:

- Any opportunity open to Canadian residents
- Any project type other than **'Prize or Award'**, **'ACGR (Australia)'**, or **'Temporary Government Assignments'**

You can change these filters by clicking on any of the menu options under **'Preferences'**.

Additional Assistance

- The **'Help'** menu at the top right of SPIN contains more information as well as training videos.
- If you have any questions or concerns, please contact ORS at: orsspin@umanitoba.ca